


# How to Tie the Most Successful Freshwater and Saltwater Patterns for Unforgettable Catches

Whether you're casting your line into the tranquil waters of a river or the vast expanse of the ocean, the right lure or fly can make all the difference between a quiet day and a thrilling, rod-bending experience. This comprehensive guide will equip you with the knowledge and techniques to tie a range of successful patterns that will entice both freshwater and saltwater species to strike.

## Crafting Irresistible Freshwater Patterns

### Nymph Patterns: Masters of the Underwater World





## The Orvis Guide to the Essential American Flies: How to Tie the Most Successful Freshwater and Saltwater Patterns by Tom Rosenbauer

★★★★★ 5 out of 5

Language : English  
File size : 38093 KB  
Text-to-Speech : Enabled  
Screen Reader : Supported  
Enhanced typesetting : Enabled  
Word Wise : Enabled  
Print length : 206 pages



Nymphs, the immature forms of aquatic insects, are a crucial food source for trout, bass, panfish, and other freshwater species. Imitating these tiny creatures with carefully tied flies can yield exceptional results.

- **Pheasant Tail Nymph:** A versatile pattern effective in various conditions, featuring a pheasant tail fiber body, bead head, and wire rib.
- **Hare's Ear Nymph:** Another popular choice, constructed with a hare's ear dubbing body, bead head, and bead chain eyes.
- **Prince Nymph:** A classic pattern with a peacock herl body, tungsten bead head, and soft hackle collar.

### Streamer Patterns: Enticing Predators with Movement



Streamers, designed to mimic small fish or injured baitfish, are irresistible to predatory species like trout, pike, and salmon. Their lifelike movements trigger an instinctive response in these aggressive fish.

- **Wooly Buzzer:** A staple pattern consisting of chenille body, marabou tail, and hackle collar, available in various sizes and colors.
- **Zonker:** A versatile streamer featuring a rabbit strip body, flash tail, and weighted head.
- **Clouser Minnow:** A highly effective pattern with a weighted dumbbell eye, bucktail body, and synthetic tail.

## Dry Fly Patterns: Deceptive Delicacies for Surface Feeders



Dry flies, designed to float on the water's surface, mimic emerging mayflies, caddisflies, and other insects that trout and other surface-feeding species eagerly consume.

- **Adams:** An iconic pattern with a grizzly hackle, brown body, and collar hackle.
- **Elk Hair Caddis:** A lifelike imitation with an elk hair post, natural dubbing body, and hackle collar.
- **Griffith's Gnat:** A tiny and effective pattern, featuring a gray or brown body and a single feather wing.

## Taming the Saltwater Frontier

### Saltwater Flies: Lures for the Oceanic Arena



Saltwater fly fishing offers an exhilarating challenge, and the right flies can make a world of difference. These patterns are designed to withstand the rigors of the ocean and attract a range of species.

- **Clouser Deep Minnow:** A versatile pattern effective for striped bass, bluefish, and other predators, featuring a weighted dumbbell eye, bucktail body, and synthetic tail.
- **Deceiver:** Another classic saltwater fly, constructed with a weighted hook, flash tail, mylar body, and hackle collar.
- **Gotcha:** A simple but deadly pattern with a weighted cone head, synthetic fibers, and a brightly colored throat.

## Saltwater Lures: Casting Options for Deep-Sea Adventures

### INFOF



Saltwater lures offer an alternative to flies, providing a wider range of options for targeting larger species like tuna, marlin, and wahoo.

- **Poppers:** Topwater lures that imitate small baitfish breaking the surface, featuring a cupped face that creates a popping sound.

- **Plugs:** Diving lures designed to mimic various baitfish, ranging in size and shape to match specific prey.
- **Jigs:** Weighted lures with a soft plastic body and a single or multiple hooks, effective for bottom-dwelling species.

## Beginners' Guide to Fly Tying

Fly tying can seem daunting at first, but with a few essential tools and some patience, you can start creating your own irresistible lures and flies. Here's a step-by-step guide to get you started:

1. **Gather your materials:** You'll need a vise to hold the hook, a bobbin to hold the thread, a set of tying tools (scissors, pliers, dubbing needle, whip finisher), and your chosen tying materials (thread, feathers, dubbing, beads, etc.).
2. **Secure the hook in the vise:** Place the hook in the vise and tighten it firmly to keep it in place.
3. **Start tying the thread:** Attach the thread to the hook shank and wrap it around the hook кілька разів to create a secure base.
4. **Add your materials:** Following the pattern instructions, begin adding the various materials to the hook, wrapping the thread around them to secure them.
5. **Finish the fly:** Once all the materials are in place, finish the fly by wrapping the thread around the hook shank кілька разів and securing it with a whip finish or cement.


## Tips for Advanced Fly Tyers



As you progress in your fly tying journey, you can explore advanced techniques to enhance the effectiveness and aesthetics of your creations:

- **Experiment with different materials:** Explore a wider range of natural and synthetic materials to create unique and effective patterns.
- **Master advanced tying techniques:** Learn techniques like thread spinning, dubbing brushes, and resin heads to add intricate details and improve durability.
- **Study the behavior of fish:** Observe the feeding habits and preferences of your target species to design patterns that accurately imitate their natural prey.

The art of tying successful freshwater and saltwater patterns is a rewarding endeavor that opens up a world of fishing possibilities. By following the techniques outlined in this guide, you can craft irresistible lures and flies that will enhance your angling experiences. Remember, practice, experimentation, and a keen eye for detail are key to becoming a skilled fly tyer. So, gather your materials, set up your vise, and embark on the exciting journey of creating your own fishing masterpieces.



## The Orvis Guide to the Essential American Flies: How to Tie the Most Successful Freshwater and Saltwater

**Patterns** by Tom Rosenbauer

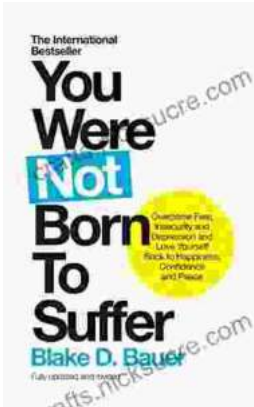
★★★★★ 5 out of 5

Language : English  
File size : 38093 KB  
Text-to-Speech : Enabled  
Screen Reader : Supported  
Enhanced typesetting : Enabled  
Word Wise : Enabled  
Print length : 206 pages



FREE

DOWNLOAD E-BOOK



## Overcoming Fear, Insecurity, and Depression: A Journey to Self-Love and Happiness

Fear, insecurity, and depression are common experiences that can significantly impact our lives. They can hold us back...



## Tracing the Evolution of Modern Psychoanalytic Thought: From Freud to Post-Freudian Perspectives

Psychoanalysis, once considered a radical concept, has profoundly shaped our understanding of the human mind and behavior. The term "modern psychoanalysis" encompasses the...