


25 Fun and Easy Projects to Inspire You and the Little Ones in Your Life

Looking for some fun and easy projects to do with the little ones in your life? Look no further! Here are 25 ideas to get you started.



The Grown-Up's Guide to Making Art with Kids: 25+ fun and easy projects to inspire you and the little ones in your life by Carmen Moreno

★★★★☆ 4.8 out of 5

Language : English
File size : 42922 KB
Text-to-Speech : Enabled
Screen Reader : Supported
Enhanced typesetting : Enabled
Word Wise : Enabled
Print length : 390 pages



1. Make a Paper Plate Suncatcher



This is a classic craft project that is always a hit with kids. Simply cut out a circle from a paper plate and decorate it with tissue paper, paint, or markers. Then, punch a hole in the top of the circle and thread a string through it. Hang the suncatcher in a window and enjoy the colorful light it creates.

2. Build a Cardboard Box Fort



This is a great way to use up those old cardboard boxes that are taking up space in your garage. Simply cut out a door and windows in the box and let the kids decorate it however they like. They can use paint, markers, crayons, or even stickers. Once the fort is complete, they can use it for hours of imaginative play.

3. Make a Salt Dough Handprint or Footprint



This is a great way to capture the little handprints or footprints of your little ones. Simply mix together 1 cup of flour, 1/2 cup of salt, and 1/2 cup of water. Knead the dough until it is smooth and then roll it out on a floured surface. Cut out a handprint or footprint shape from the dough and bake it in a preheated oven at 200 degrees Fahrenheit for 2-3 hours, or until it is

hard. Once the dough is cooled, you can paint it or decorate it however you like.


4. Make a Paper Plate Mask



This is a fun and easy way to create a mask for dress-up or a school project. Simply cut out a circle from a paper plate and decorate it with paint, markers, or crayons. You can also add feathers, glitter, or other

embellishments to the mask. Once the mask is complete, punch two holes on either side of the mask and thread a string through the holes. Tie the string around your child's head and they are ready to play.

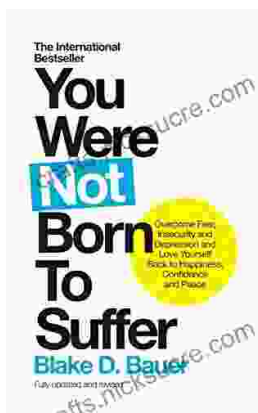
5. Make a Pipe Cleaner Bug



The Grown-Up's Guide to Making Art with Kids: 25+ fun and easy projects to inspire you and the little ones in your life by Carmen Moreno

★★★★☆ 4.8 out of 5

- Language : English
- File size : 42922 KB
- Text-to-Speech : Enabled
- Screen Reader : Supported
- Enhanced typesetting : Enabled
- Word Wise : Enabled
- Print length : 390 pages



Overcoming Fear, Insecurity, and Depression: A Journey to Self-Love and Happiness

Fear, insecurity, and depression are common experiences that can significantly impact our lives. They can hold us back...



Tracing the Evolution of Modern Psychoanalytic Thought: From Freud to Post-Freudian Perspectives

Psychoanalysis, once considered a radical concept, has profoundly shaped our understanding of the human mind and behavior. The term "modern psychoanalysis" encompasses the...